

LABOR (Source: Job Service North Dakota)

	MAR - 2024	FEB - 2024	MAR - 2023	2024-2023 CHANGE
UNEMPLOYMENT RATE				
Bismarck-Mandan MSA	2.6%	2.7%	2.5%	0.1%
Fargo-Moorhead MSA	2.4%	2.6%	2.3%	0.1%
Grand Forks MSA	2.6%	2.7%	2.5%	0.1%
North Dakota	2.6%	2.6%	2.5%	0.1%
United States	3.9%	4.2%	3.6%	0.3%
LABOR FORCE				
Bismarck-Mandan MSA	70,581	70,420	71,111	-430
Fargo-Moorhead MSA	150,591	149,815	149,142	1,449
Grand Forks MSA	55,117	54,790	54,212	905
North Dakota	416,559	413,942	415,072	1,487
CURRENT EMPLOYMENT				
Bismarck-Mandan MSA	68,737	68,527	69,216	-479
Fargo-Moorhead MSA	146,914	145,968	145,696	1,218
Grand Forks MSA	53,675	53,335	52,834	841
North Dakota	405,742	403,097	404,788	954
ONLINE JOB OPENINGS				
Burleigh	2,979	2,667	2,917	62
Morton	354	372	387	-33
Cass	4,245	4,309	4,794	-549
Grand Forks	1,773	1,671	1,530	243
North Dakota	17,192	16,786	17,124	68

PROPERTY (Source: City of Bismarck, City of Mandan, Morton County & Burleigh County)

	MAR - 2024	VALUATION	MAR - 2023	VALUATION
SINGLE FAMILY				
Bismarck	7	\$2,764,971	3	\$934,377
Mandan	0	\$0	0	\$0
Burleigh County	4	\$1,152,794	0	\$0
Morton County	0	\$0	1	\$330,000
COMMERCIAL				
Bismarck	7	\$1,538,210	14	\$9,729,753
Mandan	1	\$1,140,572	0	\$0
Burleigh County	0	\$0	0	\$0
Morton County	0	\$0	0	\$0

COST OF LIVING (Source: Council for Community and Economic Research)

METRO	COMP INDEX	GROCERY	HOUSING	UTILITIES	TRANSPORTATION	HEALTH CARE	OTHER SERVICES
Bis-Man	94.7	93.4	88.7	88.5	102.0	111.7	97.8
Fargo	98.1	96.9	82.7	94.3	102.9	118.1	108.3
Grand Forks	91.6	92.8	83.5	108.9	94.6	101.4	90.9
Minot	92.7	91.8	78.0	93.3	105.5	117.2	98.4

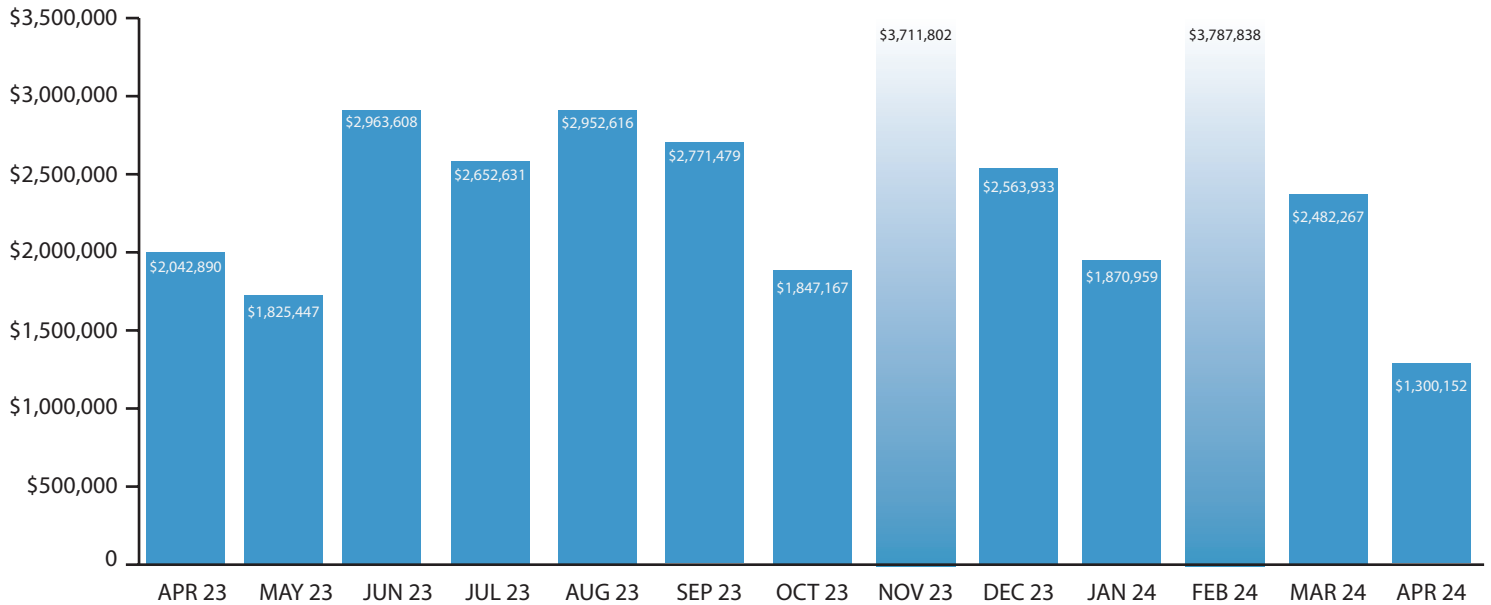
*The average for participating places equals 100. Each participant's index is read as a percentage of the average for all places.

TAXABLE SALES & PURCHASES (Source: ND Tax Department)

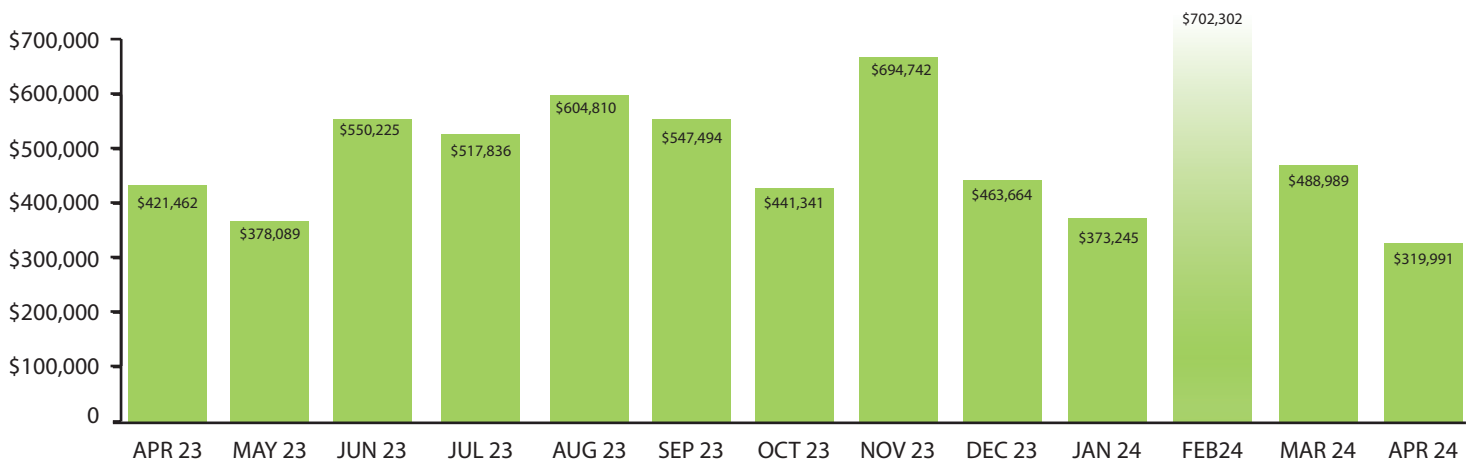
	24-23% CHANGE	Q1 - 2024	Q1 - 2023	Q1 - 2022	Q1 - 2021
Bismarck	-1.61%	\$375,347,245	\$381,509,535	\$359,491,628	\$360,576,734
Mandan	15.50%	\$78,304,400	\$67,768,821	\$61,831,824	\$59,293,155
Fargo	-1.98%	\$624,456,285	\$637,072,498	\$602,261,568	\$590,832,290
Grand Forks	5.12%	\$254,038,197	\$241,670,700	\$225,007,060	\$228,041,845
Minot	1.17%	\$279,184,562	\$275,954,574	\$238,651,133	\$231,891,095

SALES TAX (Source: ND State Treasurer)

BISMARCK

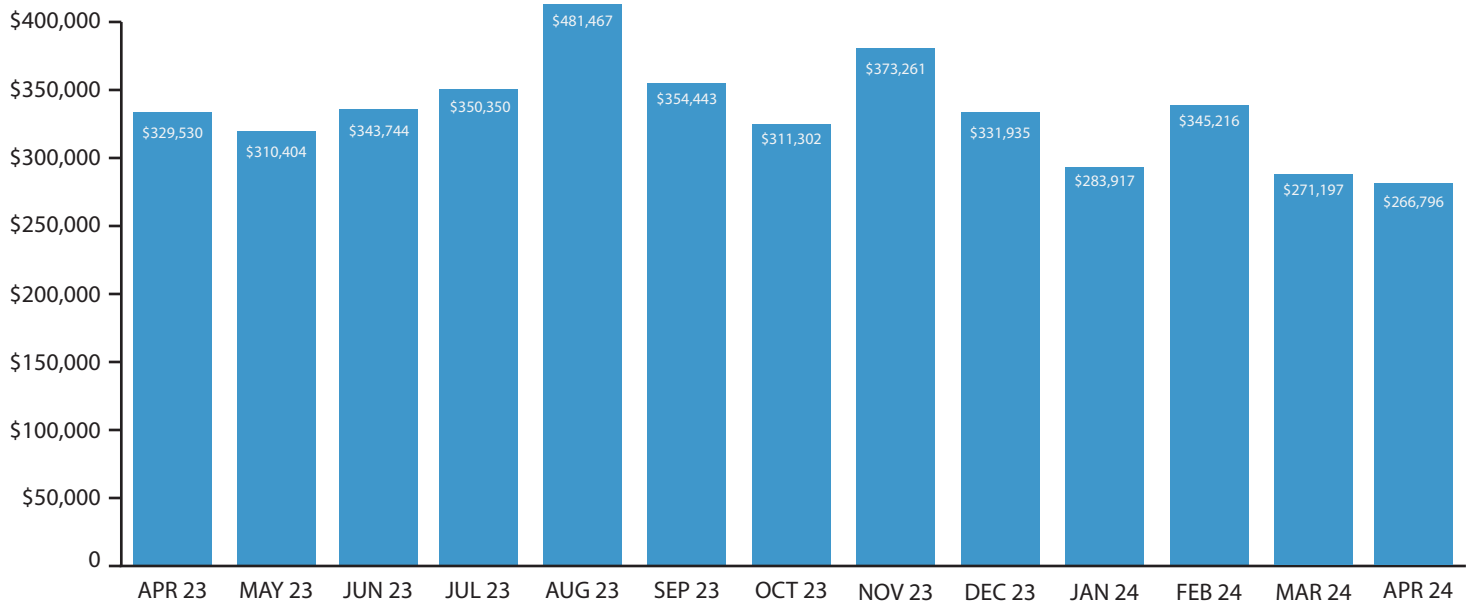


MANDAN



RESTAURANT/LODGING TAX (Source: ND State Treasurer)

BISMARCK



MANDAN

